

FUND FACTS

Desjardins Overseas Equity Fund C - Class units



March 28, 2024

Desjardins Investments Inc.

This document contains key information you should know about the Desjardins Overseas Equity Fund. You can find more detailed information in the Fund's Simplified Prospectus. Ask your representative for a copy, contact Desjardins Investments Inc. at 514-286-3499 or 1-866-666-1280, or visit desjardinsfunds.com.

Before you invest in any fund, consider how the fund would work with your other investments and your tolerance for risk.

Quick facts

Fund Code:	DJT03068 (Initial Sales Charges); DJT03268 (Deferred Sales Charges); DJT03468 (Low Load Sales Charges)	Fund Manager:	Desjardins Investments Inc.
Date Class Started:	November 25, 2013	Portfolio Manager:	Desjardins Global Asset Management Inc.
Total Value of Fund on January 31, 2024:	\$558,854,179	Portfolio Sub-Manager:	Fiera Capital Corporation (sub-advisor PineStone Asset Management Inc.)
Management Expense Ratio (MER):	2.16%	Distributions:	Income: annually (in December)/Capital Gains: annually (in December)
		Minimum Investment:	\$1,000 (initial), \$25 (subsequent)

What does the fund invest in?

The objective of this Fund is to achieve long-term capital appreciation. The Fund's portfolio consists primarily of equity securities of companies located or operating primarily in Europe, Australasia and the Far East.

The Fund may invest up to 100% of its net assets in foreign securities and up to 20% in emerging markets securities.

The charts below give you a snapshot of the Fund's investments on January 31, 2024. The Fund's investments will change.

Top 10 Investments (January 31, 2024)

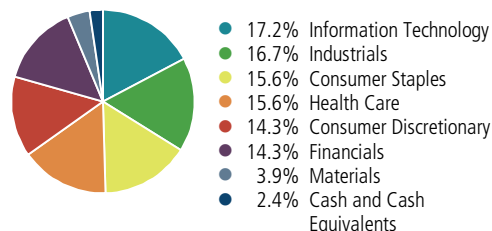
1. Novo Nordisk, Class B	7.2%
2. Taiwan Semiconductor Manufacturing Company, ADR	6.3%
3. Nestlé	5.5%
4. London Stock Exchange Group	4.9%
5. LVMH Moët Hennessy Louis Vuitton	4.8%
6. InterContinental Hotels Group	4.2%
7. ASML Holding	4.0%
8. Air Liquide	3.9%
9. Essilor International	3.9%
10. S&P Global	3.8%

Total percentage of top 10 investments: 48.5%

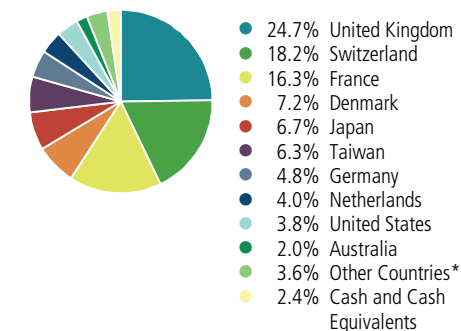
Total number of investments: 33

Investment Mix (January 31, 2024)

Net Asset Value Mix



Geographic Allocation



*This category includes all countries representing less than 2% of the fund's net asset value.

How risky is it?

The value of the Fund can go down as well as up. You could lose money.

One way to gauge risk is to look at how much a fund's returns change over time. This is called "volatility".

In general, funds with higher volatility will have returns that change more over time. They typically have a greater chance of losing money and may have a greater chance of higher returns.

Funds with lower volatility tend to have returns that change less over time. They typically have lower returns and may have a lower chance of losing money.

Desjardins Overseas Equity Fund

C - Class units

Risk rating

Desjardins Investments Inc. has rated the volatility of this Fund as **medium**.

This rating is based on how much the Fund's returns have changed from year to year. It doesn't tell you how volatile the Fund will be in the future. The rating can change over time. A fund with a low risk rating can still lose money.



For more information about the risk rating and specific risks that can affect the Fund's returns, see the Risk section of the Fund's Simplified Prospectus.

No guarantees

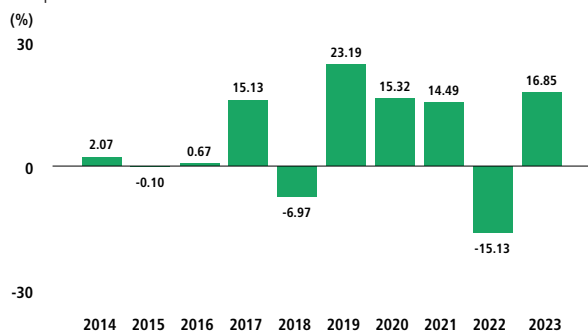
Like most mutual funds, this Fund doesn't have any guarantees. You may not get back the amount of money you invest.

How has the fund performed?

This section tells you how C - Class units of the Fund have performed over the past 10 years. Returns are after expenses have been deducted. These expenses reduce the Fund's returns.

Year-by-year returns

This chart shows how C - Class units of the Fund performed in each of the past 10 years. On an annual basis, the value of the Fund decreased during 3 years for the period shown. The range of returns and change from year to year can help you assess how risky the Fund has been in the past. It does not tell you how the Fund will perform in the future.



Best and worst 3-month returns

This table shows the best and worst returns for C - Class units of the Fund in a 3-month period over the past 10 years. The best and worst 3-month returns could be higher or lower in the future. Consider how much of a loss you could afford to take in a short period of time.

	Return	3 months ending	If you invested \$1,000 in the Fund at the beginning of this period
Best return	18.15%	January 31, 2023	Your investment would have increased to \$1,182
Worst return	-13.49%	June 30, 2022	Your investment would have dropped to \$865

Average return

A person who invested \$1,000 in C - Class units of the Fund 10 years ago holds today \$1,825, which represents an annual compounded rate of return of 6.20%.

Who is this fund for?

An investor who:

- is looking for long-term capital appreciation;
- wants to add a core international equity fund to his or her portfolio.

A word about tax

In general, you will have to pay income tax on any money you make on a fund. How much you pay depends on the tax laws where you live and on whether or not you hold the fund in a registered plan, such as a Registered Retirement Savings Plan or a Tax-Free Savings Account.

Keep in mind that if you hold your fund in a non-registered account, fund distributions are included in your taxable income, whether you get them in cash or have them reinvested.

How much does it cost?

The following tables show the fees and expenses you could pay to buy, own and sell C - Class units of the Fund. The fees and expenses — including any commissions — can vary among Class units of a fund and among funds. Higher commissions can influence representatives to recommend one investment over another. Ask about other funds and investments that may be suitable for you at a lower cost.

1. Sales Charges

Only the initial sales charges option is now offered. The purchase options with deferred sales charges or low load sales charges are no longer offered except in case of switches described in the simplified prospectus. For current unitholders, the deferred charges remain payable upon redemption in accordance with the terms and conditions set out at the time of the purchase.

Sales charge option	What you pay		How it works
	in percentage (%)	in dollars (\$)	
Initial Sales Charges	0% to 5% of the amount you buy	\$0 to \$50 on every \$1,000 you buy	You and your representative agree to a rate, which cannot exceed 5.0%. Fees are deducted from your purchase amount and paid to your representative's firm as commission.
Deferred Sales Charges	If you sell within: 1 year of buying 6.0% 2 years of buying 5.5% 3 years of buying 5.0% 4 years of buying 4.5% 5 years of buying 3.0% 6 years of buying 1.5% After 6 years of buying 0.0%	\$0 to \$60 on every \$1,000 you sell	Deferred sales charges have a fixed rate and are deducted from the sale amount. When you purchase fund securities, Desjardins Investments Inc. pays a 5.0% commission to your representative's firm. Should a repurchase incur deferred sales charges, you must pay them to Desjardins Investments Inc. You may redeem up to 10% of your securities each year without having to pay deferred sales charges. You may have to pay a redemption fee when you sell the new securities if the redemption fee schedule applicable to your original units is still in effect. No deferred sales charges are incurred if you trade your securities for securities from another Desjardins Fund acquired under the deferred sales charges option. The new securities' deferred sales charge structure will be based on the date and cost of your initial Fund purchase.
Low Load Sales Charges	If you sell within: 1 year of buying 3.0% 2 years of buying 2.5% 3 years of buying 2.0% After 3 years of buying 0.0%	\$0 to \$30 on every \$1,000 you sell	Low load sales charges have a fixed rate and are deducted from the sale amount. When you purchase fund securities, Desjardins Investments Inc. pays a 2.5% commission to your representative's firm. Should a repurchase incur low load sales charges, you must pay them to Desjardins Investments Inc. You may redeem up to 10% of your securities each year without having to pay low load sales charges. You may have to pay a redemption fee when you sell the new securities if the redemption fee schedule applicable to your original units is still in effect. No low load sales charges are incurred if you trade your securities for securities from another Desjardins Fund acquired under the low load sales charges option. The new securities' low load sales charge structure will be based on the date and cost of your initial Fund purchase.

2. Fund Expenses

You don't pay these expenses directly. They affect you because they reduce the Fund's returns.

On September 30, 2023, Fund expenses represented 2.22% of its value, or \$22.20 on each \$1,000 investment.

	Annual Rate (as a % of the Fund's value)
Management Expense Ratio (MER) This is the total of the Fund's management fees (which includes the trailing commission), fixed administration fees and operating expenses not covered by the fixed administration fees.	2.16%
Trading Expense Ratio (TER) These are the Fund's trading costs.	0.06%
Fund Expenses	2.22%

More about the trailing commission

The trailing commission is an ongoing commission. It is paid for as long as you own units of the Fund. It is for the services and advice that your representative and its firm provide to you.

Desjardins Investments Inc. pays the trailing commission to your representative's firm. It is paid from the Fund's management fee and is based on the value of your investment. The rate depends on the sales charge option you choose.

Sales charge option	Amount of trailing commission	
	In percent (%)	in dollars (\$)
Initial Sales Charges	0% to 1.00% of the value of your investment each year	\$0 to \$10.00 each year on every \$1,000 invested
Deferred Sales Charges	0% to 0.50% of the value of your investment each year	\$0 to \$5.00 each year on every \$1,000 invested
Low Load Sales Charges	0% to 0.50% of the value of your investment each year for the first 3 years and 0% to 1.00% of the value of your investment each year afterwards	\$0 to \$5.00 each year on every \$1,000 invested for the first 3 years and \$0 to \$10.00 afterwards on every \$1,000 invested

3. Other Fees

You may have to pay other fees when you buy, hold, switch or sell units of the Fund.

Fee	What you pay
Short-Term Trading Fee	Up to 2% of the value of the units you switch or sell within 30 days of purchase. These fees are paid to the Fund.
Switching Fee	Up to 2% of the value of the securities you switch may be charged to you and retained by your representative's firm.
Reclassification Fee	None
Additional Fees	Please note that your representative's firm may charge additional fees. These fees might be negotiated with your representative.

What if I change my mind?

Under securities law in some provinces and territories, you have the right to:

- withdraw from an agreement to buy mutual fund securities within two business days after you receive a Simplified Prospectus or a Fund Facts document; or
- cancel your purchase within 48 hours after you receive confirmation of the purchase.

In some provinces and territories, you also have the right to cancel a purchase, or in some jurisdictions, claim damages, if the Simplified Prospectus, Fund Facts document, Annual Information Form or Financial Statements contain misrepresentations. You must act within the time limit set by the securities law in your province or territory. For more information, see the securities law of your province or territory or ask a lawyer.

For more information

The Simplified Prospectus and other information documents for the Fund are available upon request:

- by contacting your representative; or
- by calling 514-286-3499, or toll-free at 1-866-666-1280; or
- at desjardinsfunds.com; by e-mail, at info.fondsdesjardins@desjardins.com; or
- through Desjardins Investments Inc.

Desjardins Funds Customer Service
2 Complexe Desjardins, P.O. Box 9000, Desjardins Station, Montréal, Québec H5B 1H5

These documents and the Fund Facts make up the Fund's legal documents.

To learn more about investing in mutual funds, see the brochure **Understanding mutual funds**, which is available on the website of the Canadian Securities Administrators at www.securities-administrators.ca.

Desjardins®, all trademarks containing the word Desjardins, as well as related logos are trademarks of the Fédération des caisses Desjardins du Québec, used under licence.