

FUND FACTS

Chorus II Growth Portfolio S5 - Class units



March 28, 2024

Desjardins Investments Inc.

This document contains key information you should know about the Chorus II Growth Portfolio. You can find more detailed information in the Fund's Simplified Prospectus. Ask your representative for a copy, contact Desjardins Investments Inc. at 514-286-3499 or 1-866-666-1280, or visit desjardinsfunds.com.

Before you invest in any fund, consider how the fund would work with your other investments and your tolerance for risk.

Quick facts

Fund Code:	DJT04833	Fund Manager:	Desjardins Investments Inc.
Date Class Started:	October 6, 2014	Portfolio Manager:	Desjardins Global Asset Management Inc.
Total Value of Fund on January 31, 2024:	\$3,156,482,238	Distributions:	Target annual rate of 5% of the units of the Fund's net asset value on the last day of the previous calendar year. Income and return of capital: monthly (the last Friday of the month, subject to exceptions)/Capital Gains: annually (in December)
Management Expense Ratio (MER):	0.98%	Minimum Investment:	\$100,000 (initial), \$25 (subsequent)

What does the fund invest in?

The assets of the Fund consist mainly of the units of mutual funds which themselves invest in equity and fixed-income securities throughout the world. This portfolio might also hold exchange-traded funds as well as individual equity and fixed-income securities. The Portfolio is allocated among fixed-income securities in a proportion varying between 30% and 50% of the assets, and among equity securities in a proportion varying from 50% to 70% of the assets.

The charts below give you a snapshot of the Fund's investments on January 31, 2024. The Fund's investments will change.

Top 10 Investments (January 31, 2024)

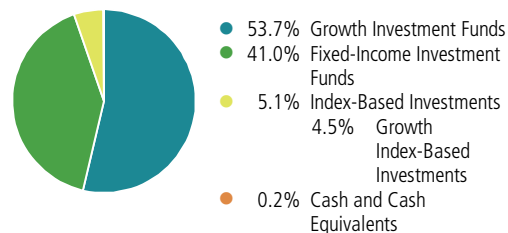
1. Desjardins Canadian Bond Fund, I-Class	19.7%
2. Desjardins Canadian Equity Fund, I-Class	10.2%
3. Desjardins Global Equity Growth Fund, I-Class	8.2%
4. Desjardins Global Equity Fund, I-Class	8.1%
5. Desjardins Global Dividend Fund, I-Class	6.9%
6. Desjardins Global Government Bond Index Fund, I-Class	6.5%
7. Desjardins Enhanced Bond Fund, I-Class	4.9%
8. Desjardins Global Small Cap Equity Fund, I-Class	4.8%
9. Desjardins Global Corporate Bond Fund, I-Class	4.3%
10. Desjardins Dividend Growth Fund, I-Class	3.4%

Total percentage of top 10 investments: 77.0%

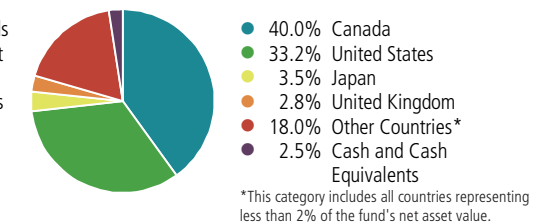
Total number of investments: 29

Investment Mix (January 31, 2024)

Net Asset Value Mix



Geographic Allocation



How risky is it?

The value of the Fund can go down as well as up. You could lose money.

One way to gauge risk is to look at how much a fund's returns change over time. This is called "volatility".

In general, funds with higher volatility will have returns that change more over time. They typically have a greater chance of losing money and may have a greater chance of higher returns.

Funds with lower volatility tend to have returns that change less over time. They typically have lower returns and may have a lower chance of losing money.

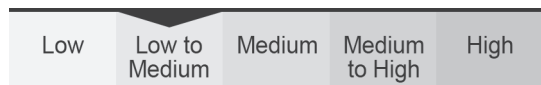
Chorus II Growth Portfolio

S5 - Class units

Risk rating

Desjardins Investments Inc. has rated the volatility of this Fund as **low to medium**.

This rating is based on how much the Fund's returns have changed from year to year. It doesn't tell you how volatile the Fund will be in the future. The rating can change over time. A fund with a low risk rating can still lose money.



For more information about the risk rating and specific risks that can affect the Fund's returns, see the Risk section of the Fund's Simplified Prospectus.

No guarantees

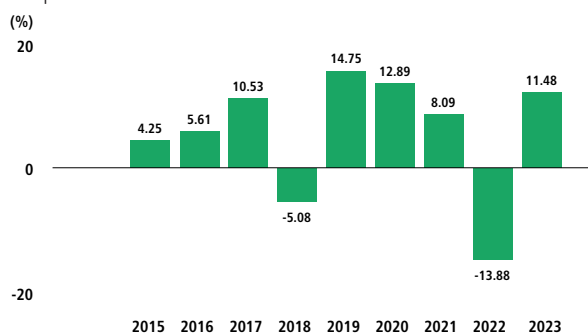
Like most mutual funds, this Fund doesn't have any guarantees. You may not get back the amount of money you invest.

How has the fund performed?

This section tells you how S5 - Class units of the Fund have performed over the past 9 years. Returns are after expenses have been deducted. These expenses reduce the Fund's returns.

Year-by-year returns

This chart shows how S5 - Class units of the Fund performed in each of the past 9 years. On an annual basis, the value of the Fund decreased during 2 years for the period shown. The range of returns and change from year to year can help you assess how risky the Fund has been in the past. It does not tell you how the Fund will perform in the future.



Best and worst 3-month returns

This table shows the best and worst returns for S5 - Class units of the Fund in a 3-month period over the past 9 years. The best and worst 3-month returns could be higher or lower in the future. Consider how much of a loss you could afford to take in a short period of time.

	Return	3 months ending	If you invested \$1,000 in the Fund at the beginning of this period
Best return	12.44%	June 30, 2020	Your investment would have increased to \$1,124
Worst return	-10.41%	June 30, 2022	Your investment would have dropped to \$896

Average return

A person who invested \$1,000 in S5 - Class units of the Fund since its inception holds today \$1,578, which represents an annual compounded rate of return of 5.01%.

Who is this fund for?

An investor who:

- is looking for a turnkey solution containing a variety of asset classes;
- wants to focus mainly on procuring long-term capital appreciation and, to a lesser extent, generate an income.

! S5-Class units of the fund are not eligible for registered plans. These units are therefore unsuitable for investors who want to invest in registered plans. A portion of the distributions might also consist of capital distributions.

A word about tax

In general, you will have to pay income tax on any money you make on a fund. How much you pay depends on the tax laws where you live and on whether or not you hold the fund in a registered plan, such as a Registered Retirement Savings Plan or a Tax-Free Savings Account.

Keep in mind that if you hold your fund in a non-registered account, fund distributions are included in your taxable income, whether you get them in cash or have them reinvested.

How much does it cost?

The following tables show the fees and expenses you could pay to buy, own and sell S5 - Class units of the Fund. The fees and expenses — including any commissions — can vary among Class units of a fund and among funds. Higher commissions can influence representatives to recommend one investment over another. Ask about other funds and investments that may be suitable for you at a lower cost.

1. Sales Charges

S5-Class units of the Fund are available to investors who have accounts with representative's firms who have signed a fee-based agreement with Desjardins Investments Inc. S5-Class units of the Fund are no load. That means you pay no initial sales charge and no deferred sales charge.

2. Fund Expenses

You don't pay these expenses directly. They affect you because they reduce the Fund's returns.

On September 30, 2023, Fund expenses represented 1.02% of its value, or \$10.20 on each \$1,000 investment.

	Annual Rate (as a % of the Fund's value)
Management Expense Ratio (MER) This is the total of the Fund's management fees (which includes the trailing commission), fixed administration fees and operating expenses not covered by the fixed administration fees.	0.98%
Trading Expense Ratio (TER) These are the Fund's trading costs.	0.04%
Fund Expenses	1.02%

More about the trailing commission

Desjardins Investments Inc. pays no trailing commissions to your representative's firm with respect to S5-Class units of the Fund.

3. Other Fees

You may have to pay other fees when you buy, hold, switch or sell units of the Fund.

Fee	What you pay
Short-Term Trading Fee	Up to 2% of the value of the units you switch or sell within 30 days of purchase. These fees are paid to the Fund.
Switching Fee	Up to 2% of the value of the securities you switch may be charged to you and retained by your representative's firm.
Reclassification Fee	None
Representative's Firm Fee	You pay your representative's firm a fee directly for investment advice or other services.
Additional Fees	Please note that your representative's firm may charge additional fees. These fees might be negotiated with your representative.

What if I change my mind?

Under securities law in some provinces and territories, you have the right to:

- withdraw from an agreement to buy mutual fund securities within two business days after you receive a Simplified Prospectus or a Fund Facts document; or
- cancel your purchase within 48 hours after you receive confirmation of the purchase.

In some provinces and territories, you also have the right to cancel a purchase, or in some jurisdictions, claim damages, if the Simplified Prospectus, Fund Facts document, Annual Information Form or Financial Statements contain misrepresentations. You must act within the time limit set by the securities law in your province or territory. For more information, see the securities law of your province or territory or ask a lawyer.

For more information

The Simplified Prospectus and other information documents for the Fund are available upon request:

- by contacting your representative; or
- by calling 514-286-3499, or toll-free at 1-866-666-1280; or
- at desjardinsfunds.com; by e-mail, at info.fondsdesjardins@desjardins.com; or
- through Desjardins Investments Inc.

Desjardins Funds Customer Service
2 Complexe Desjardins, P.O. Box 9000, Desjardins Station, Montréal, Québec H5B 1H5

These documents and the Fund Facts make up the Fund's legal documents.

To learn more about investing in mutual funds, see the brochure **Understanding mutual funds**, which is available on the website of the Canadian Securities Administrators at www.securities-administrators.ca.

Desjardins®, all trademarks containing the word Desjardins, as well as related logos are trademarks of the Fédération des caisses Desjardins du Québec, used under licence.